



## Another Pullback on Customs Street as ASI Slides 0.76%, Investors Lose N1.23trn; Naira Edges Lower on Both Fronts Amid Mild Selling Pressure....

MARKET STATISTICS	CLOSE	PREVIOUS	TODAY'S %	YTD %
All Share Index (ASI)	250,330.92	252,243.11	(0.76)	60.87
Deals	65,744.00	74,822.00	(12.13)	
Volume	1,084,111,815.00	1,039,594,411.00	4.28	
Value	44,289,275,158	41,641,155,804	6.36	
Market Cap	160,443,650,584,560	161,669,223,170,723	(0.76)	61.45

SECTORED INDICES	CLOSE	PREVIOUS	TODAY'S % Δ
NGX BANKING	2,390.19	2,393.89	(0.15)
NGX INSURANCE	1,267.90	1,237.92	2.42
NGX CONSUMER GOODS	5,022.43	5,067.86	(0.90)
NGX OIL/GAS	5,827.55	6,097.42	(4.43)
NGX INDUSTRIAL	12,405.99	12,415.67	(0.08)
NGX COMMODITY	1,990.39	2,052.86	(3.04)

### Equities Market Summary

The Nigerian equities market extended its bearish run on Friday, with the NGX All-Share Index declining 0.76% to settle at 250,330.92 points, pulling the year-to-date return down to +60.87% and stripping ₦1.23 trillion from market capitalization, which closed at ₦160.44 trillion. Market breadth was positive at 1.7x, as 47 gainers led by ABCTRANS, MAYBAKER, SCOA, TRANSEXPR, and DAARCOMM outpaced 28 losers, with ZICHIS, FTNCOCOA, TIP, LIVINGTRUST, and INTENEGINS recording the most notable losses. Sectoral performance was largely negative, as Oil & Gas (-4.43%), Commodity (-3.04%), Consumer Goods (-0.90%), Banking (-0.15%), and Industrial (-0.02%) all weighed on the index, while Insurance (+2.42%) bucked the trend. Trading activity was mixed, as volume and turnover advanced 4.28% and 6.36% to 1.08 billion shares and ₦44.29 billion respectively, while deal count dropped 12.13% to 65,744 transactions. Heading into Monday's session, the market is expected to rebound as investors look to buy the dip and reposition their portfolios, buoyed by the broadly positive sentiment currently surrounding the Nigerian equities market.

### Money Market

Nigerian Interbank Offered Rates closed on a mixed note on Friday, with the overnight rate edging up 5bps to 22.30%, reflecting tightening system liquidity. The 1-month, 3-month, and 6-month tenors moved in the opposite direction, however, retreating 34bps, 83bps, and 132bps respectively. Funding costs were equally divergent, as the Overnight rate edged up 4bps to 22.24% while the Open Repo rate remained unchanged at 22.00%.

In the Treasury Bills secondary market, yields were similarly varied, with the 1-month and 12-month bills declining 3bps and 5bps respectively, while the 3-month and 6-month tenors advanced 1bp and 6bps respectively. Overall, the average NT-Bills yield settled at 17.50%, reflecting increased investor demand and a broadly positive tone across the fixed-income space.

### Bond Market

The FGN Bonds market closed flat on Friday, with average yields holding steady at 16.11%, reflecting stable domestic investor confidence and cautious demand for naira-denominated sovereign debt.

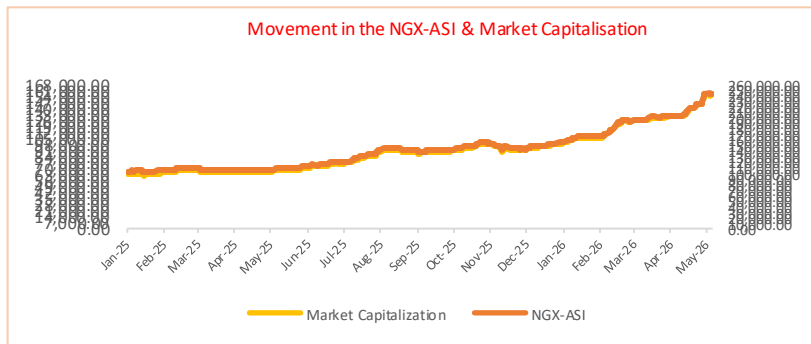
The Eurobond market told a contrasting story, however, as average yields climbed 14bps to 6.94%, pointing to weakening global investor interest and a broadly unfavorable outlook toward Nigeria's dollar-denominated sovereign obligations.

### Foreign Exchange Market

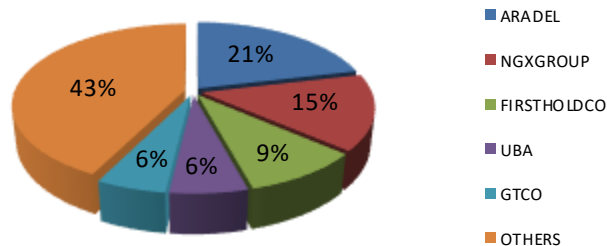
The naira weakened across both market segments on Friday, depreciating 0.01% to ₦1,371.04/\$ at the NAFEM window and declining a further 0.15% to ₦1,368/\$ in the parallel market, reflecting mild selling pressure on the local currency across both the official and informal foreign exchange segments.

Source: FMDQ, CBN, NGX, S&P Dow Jones, Cowry Research

[www.cowryasset.com](http://www.cowryasset.com)



### Today's biggest transactions by % of total naira votes





# Cowry Daily Market Insight 15 May 2026

MPR: 26.50%  
Apr'26 Inflation Rate: 15.69%  
FY 2025 Real GDP: 3.87%

TENOR	NIBOR as @ 15/5/2026	NIBOR as @ 14/5//2026	PPT
Overnight	22.3000	22.2500	0.05
1 Month	22.4900	22.8250	(0.34)
3 Months	22.7300	23.5583	(0.83)
6 Months	23.0200	24.3417	(1.32)

Source: FMDQ

TENOR	NITTY as @15/5/2026	NITTY as @14/5/2026	PPT
1Month	15.9921	16.0196	(0.03)
3 Months	16.1800	16.1739	0.01
6 Months	17.2734	17.2123	0.06
12 Months	18.6613	18.7163	(0.05)

Source: FMDQ

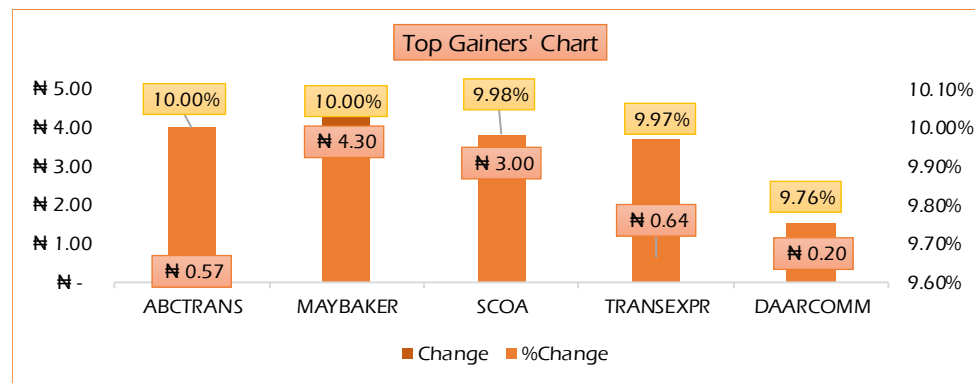
Bond Name	Maturity (Years)	Bid Price	Daily Δ	Offer yield	Yield YTD PPT Δ
16.29% FGN MAR 2027	10	98.84	0.07	17.74%	0.047
12.50% FGN MAR 2035	15	83.32	0.00	16.08%	0.012
16.25% FGN APR 2037	20	104.90	0.00	15.31%	-0.001
12.98% FGN MAR 2050	30	89.59	0.00	14.54%	-0.016

Source: FMDQ

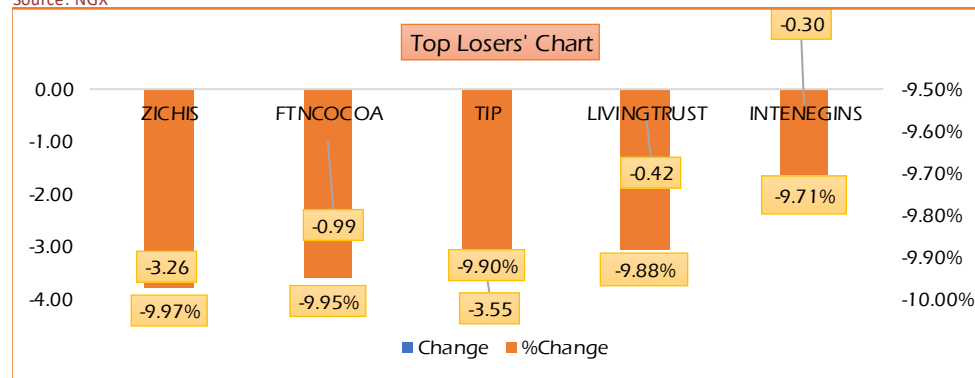
Eurobond Name	Maturity (Years)	Bid Price	Daily Δ	Offer Yield	Yield YTD PPT Δ
6.50 NOV 28, 2027	10	100.85	(0.15)	5.91%	-0.027
7.69% FEB 23, 2038	20	101.73	(1.23)	7.47%	-0.028
7.62% NOV 28, 2047	30	97.13	(1.35)	7.90%	-0.025

USD/NGN Exchange Rate	15/5/2026	Previous	Daily %
NAFEM	₦1,371.04	₦1,370.89	-0.01%
Parallel	₦1,368	₦1,366	-0.15%

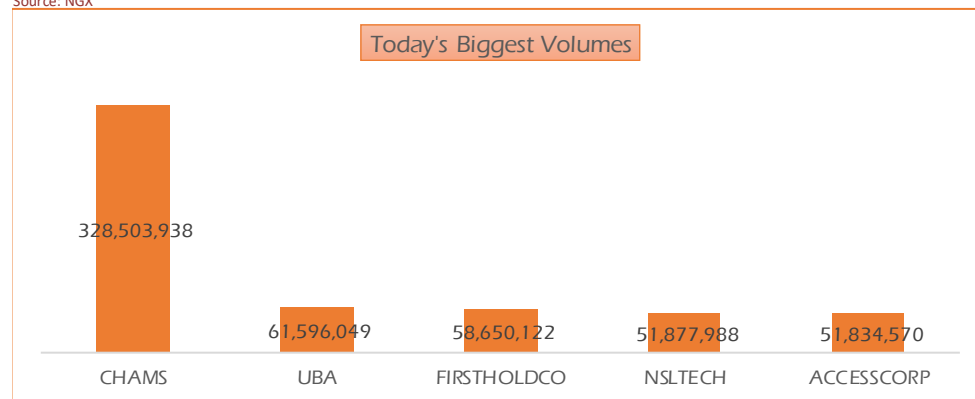
Major Currencies & Commodities	15/5/2026	Daily %	Yearly %
EURUSD	1.16	-0.37%	-0.97%
GBPUSD	1.33	-0.44%	-0.85%
Crude Oil, \$/bbl	104.62	3.41%	10.47%
Brent, \$/bbl	109.03	3.13%	9.71%
Gold, \$/t.oz	4553.40	-2.10%	-4.93%
Cocoa, \$/T	3967.67	-5.28%	15.10%



Source: NGX



Source: NGX



Source: NGX

TOP 5 ADVANCERS	TOP 5 DECLINERS	TOP 5 TRADES BY VOLUME	TOP 5 TRADES BY VALUE
 <b>abc</b> TRANSPORT	 <b>ZAMI</b> <small>AGRICULTURE ALLIED INDUSTRIES PLC</small> <small>CELEBRATING VALUE. SUSTAINING LIFE.</small>	 <b>Chams</b> <small>Chams PLC</small>	 <b>aradel</b> <small>Holdings PLC</small>
+10.00%	-9.97%	328.50 million units	N9.44 billion
 <b>M&amp;B</b> <small>MAY &amp; BAKER NIGERIA PLC</small>	 <b>OETN</b> <small>COCA COLA BOTTLING PLC</small>	 <b>UBA</b> <small>United Bank for Africa</small>	 <b>NGX</b> <small>Nigerian Exchange Group</small>
+10.00%	-9.95%	61.60 million units	N6.64 billion
 <b>SCOA</b> <small>SINCE 1926</small>	 <b>THE INITIATES</b>	 <b>FirstHoldCo</b>	 <b>FirstHoldCo</b>
+9.98%	-9.90%	58.65 million units	N4.19 billion
 <b>TRANEX</b> <small>DOCUMENTS • PARCELS • CARGO</small>	 <b>LivingTrust</b> <small>Mortgage Bank PLC</small>	 <b>INSL</b>	 <b>UBA</b> <small>United Bank for Africa</small>
+9.97%	-9.88%	51.88 million units	N2.71 billion
 <b>DAAR</b> <small>COMMUNICATIONS PLC</small>	 <b>IEI</b>	 <b>access</b>	 <b>GTCCO</b>
+9.76%	-9.71%	51.83 million units	N2.44 billion



# Cowry Daily Market Insight 15 May 2026

MPR: 26.50%  
Apr'26 Inflation Rate: 15.69%  
FY 2025 Real GDP: 3.87%

Issuer	Description	Issue Date	Maturity Date	Coupon (%)	Current Yield (%)	DailyΔ	Previous Yield (%)
DANGOTE CEMENT PLC	12.50 DANGCEM IB 30-MAY-2026	26-May-21	30-May-26	12.50	18.05	-0.03	18.08
ACCESS BANK PLC	15.50 ACCESS BANK 23-JUL-2026	23-Jul-19	23-Jul-26	15.50	19.91	0.12	19.79
MTN NIGERIA COMMUNICATIONS PLC	13.50 MTNN IA 30-SEP-2026	30-Sep-22	30-Sep-26	13.50	18.25	0.07	18.18
SUNDRY FOODS FUNDING SPV PLC	13.50 SUNDRY SPV PLC I 15-DEC-2026	15-Dec-21	15-Dec-26	13.50	18.44	0.09	18.35
EAT & GO FINANCE SPV PLC	14.25 EAT & GO FINANCE SPV 17-DEC-2026	17-Dec-19	17-Dec-26	14.25	19.90	0.09	19.81
DANGOTE CEMENT PLC	11.85 DANGCEM IIA 30-APR-2027	27-Apr-22	30-Apr-27	11.85	18.83	-0.13	18.96
AXXELA FUNDING 1 PLC	14.30 AXXELA I 20-MAY-2027	20-May-20	20-May-27	14.30	20.34	-0.02	20.36
ACCELEREX SPV PLC	14.00 ACSP I 15-JUN-2027	15-Jun-22	15-Jun-27	14.00	20.87	-0.03	20.90
NOVAMBL INVESTMENTS SPV PLC	12.00 NOVAMBL SPV I 23-JUL-2027	23-Jul-20	23-Jul-27	12.00	21.57	-0.09	21.66
UNITED CAPITAL PLC	15.00 UNICAP II 14-SEP-2027	14-Sep-22	14-Sep-27	15.00	19.38	-0.07	19.45
*NMRC	7.20 NMRC III 2-NOV-2027	02-Nov-20	02-Nov-27	7.20	21.22	-0.10	21.32
VIATHAN FUNDING PLC	16.00 VIATHAN (GTD) 14-DEC-2027	15-Dec-17	14-Dec-27	16.00	18.76	-0.11	18.87
FLOUR MILLS OF NIGERIA PLC	6.25 FLOURMILLS IV B 14-DEC-2027	14-Dec-20	14-Dec-27	6.25	18.67	-0.03	18.70
BUA CEMENT PLC	7.50 BUACEM I 30-DEC-2027	30-Dec-20	30-Dec-27	7.50	18.75	-0.11	18.86
*ARADEL HOLDINGS PLC	17.00 ARAD I 13-JAN-2028	13-Jan-23	13-Jan-28	17.00	18.80	-0.13	18.93
MTN NIGERIA COMMUNICATIONS PLC	13.00 MTN COM PLC I 5-MAY-2028	05-May-21	05-May-28	13.00	18.15	-0.04	18.19
DANGOTE CEMENT PLC	13.50 DANGCEM IC 30-MAY-2028	26-May-21	30-May-28	13.50	17.23	0.00	17.23
C&I LEASING PLC	15.50 C&I LEASING II 3-JUN-2028	03-Jun-21	03-Jun-28	15.50	20.28	-0.11	20.39
CERPAC RECEIVABLES FUNDING SPV PLC	14.50 CERPAC-SPV III 15-JUL-2028	10-Sep-21	15-Jul-28	14.50	20.79	-0.09	20.88
SUNDRY FOODS FUNDING SPV PLC	16.00 SUNDRY SPV PLC II 23-OCT-2028	23-Oct-23	23-Oct-28	16.00	18.29	-0.04	18.33
ARDOVA PLC	13.30 ARDOVA PLC IA 12-NOV-2028	12-Nov-21	12-Nov-28	13.30	18.67	-0.05	18.72
VERITASI HOMES & PROPERTIES LIMITED	20.00 VHPL 10-DEC-2028	10-Dec-25	10-Dec-28	20.00	19.65	-0.02	19.67
MCM FUNDING SPV PLC	19.50 MCM FUNDING SPV I 12-JAN-2029	12-Jan-26	12-Jan-29	19.50	18.37	0.00	18.37
EAT & GO FINANCE SPV PLC	13.25 EAT & GO FINANCE SPV 8-MAR-2029	08-Mar-22	08-Mar-29	13.25	19.98	-0.03	20.01
PRESCO PLC	12.85 PRESCO PLC 5-APR-2029	05-Apr-22	05-Apr-29	12.85	18.82	-0.03	18.85
DANGOTE CEMENT PLC	12.35 DANGCEM IIB 30-APR-2029	27-Apr-22	30-Apr-29	12.35	17.35	0.01	17.34
*FLOUR MILLS OF NIGERIA PLC	22.00 FLOURMILLS II 30-MAY-2029	30-May-24	30-May-29	22.00	20.25	-0.04	20.29
UNION BANK OF NIGERIA PLC	16.20 UNION III 27-JUN-2029	27-Jun-19	27-Jun-29	16.20	19.58	0.00	19.58
DANGOTE INDUSTRIES FUNDING PLC	12.75 DANGIFP IA 19-JUL-2029	19-Jul-22	19-Jul-29	12.75	18.10	0.00	18.10

[www.cowryasset.com](http://www.cowryasset.com)

This report is produced by the Research Desk, Cowry Asset Management Limited (COWRY) as a guideline for Clients that intend to invest in securities on the basis of their own investment decision without relying completely on the information contained herein. The opinion contained herein is for information purposes only and does not constitute any offer or solicitation to enter into any trading transaction. While care has been taken in preparing this document, no responsibility or liability whatsoever is accepted by any member of COWRY for errors, omission of facts, and any direct or consequential loss arising from the use of this report or its contents.



# Cowry Daily Market Insight 15 May 2026

MPR: 26.50%  
Apr'26 Inflation Rate: 15.69%  
FY 2025 Real GDP: 3.87%

GEREGU POWER PLC	14.50 GERP I 28-JUL-2029	28-Jul-22	28-Jul-29	14.50	19.69	-0.02	19.71
*NMRC	14.90 NMRC I 29-JUL-2030	29-Jul-15	29-Jul-30	14.90	17.45	0.03	17.42
TSL SPV PLC	10.00 TSL SPV I (GTD) 6-OCT-2030	06-Oct-20	06-Oct-30	10.00	19.01	0.02	18.99
FBNQ MB FUNDING SPV PLC	6.25 FBNQ MB SPV II 16-DEC-2030	16-Dec-20	16-Dec-30	6.25	17.64	0.00	17.64
CHAMPION BREWERIES PLC	19.50 CHBR I 23-DEC-2030	23-Dec-25	23-Dec-30	19.50	18.60	0.02	18.58
FIDELITY BANK PLC	8.50 FIDELITY I 7-JAN-2031	07-Jan-21	07-Jan-31	8.50	17.65	0.00	17.65
EAT & GO FINANCE SPV PLC	18.00 EGFS 22-FEB-2031	22-Feb-24	22-Feb-31	18.00	18.91	0.00	18.91
UAC OF NIGERIA PLC	21.50 UAC PLC I 14-OCT-2031	14-Oct-24	14-Oct-31	21.50	20.15	0.00	20.15
PRIMERO BRT SECURITISATION SPV PLC	17.00 PRIMERO BRT-SPV 27-OCT-2031	24-May-19	27-Oct-31	17.00	19.47	0.00	19.47
MTN NIGERIA COMMUNICATIONS PLC	12.75 MTN COM PLC II 4-NOV-2031	04-Nov-21	04-Nov-31	12.75	17.63	0.00	17.63
ARDOVA PLC	13.65 ARDOVA PLC IB 12-NOV-2031	12-Nov-21	12-Nov-31	13.65	17.94	0.00	17.94
GPC-SPV COMPANY PLC	13.00 GPC SPV PLC (GTD) 23-NOV-2031	23-Nov-21	23-Nov-31	13.00	17.24	0.00	17.24
*PRESCO PLC	23.75 PRESCO PLC I 31-JAN-2032	31-Jan-25	31-Jan-32	23.75	20.88	0.00	20.88
PAT DIGITAL INFRA FUND SPV PLC	13.25 PAT SPV PLC (GTD) 2-FEB-2032	02-Feb-22	02-Feb-32	13.25	17.57	0.00	17.57
DANGOTE CEMENT PLC	13.00 DANGCEM IIC 30-APR-2032	27-Apr-22	30-Apr-32	13.00	18.26	0.00	18.26
DANGOTE INDUSTRIES FUNDING PLC	13.50 DANGIFP IB 19-JUL-2032	19-Jul-22	19-Jul-32	13.50	18.48	0.00	18.48
MTN NIGERIA COMMUNICATIONS PLC	14.50 MTNN IB 30-SEP-2032	30-Sep-22	30-Sep-32	14.50	17.78	0.00	17.78
DANGOTE INDUSTRIES FUNDING PLC	16.75 DANGIFP II 5-DEC-2032	05-Dec-22	05-Dec-32	16.75	18.79	0.00	18.79
*UAC OF NIGERIA PLC	17.35 UAC PLC I 15-DEC-2032	15-Dec-25	15-Dec-32	17.35	17.72	0.00	17.72
EAT & GO FINANCE SPV PLC	20.00 EGFS II 27-JAN-2033	27-Jan-26	27-Jan-33	20.00	19.13	0.00	19.13
*NMRC	13.80 NMRC II 15-MAR-2033	21-May-18	15-Mar-33	13.80	17.52	0.00	17.52
AXXELA FUNDING 1 PLC	21.00 AXXELA I 12-APR-2034	12-Apr-24	12-Apr-34	21.00	27.05	0.00	27.05
GEL UTILITY FUNDING SPV PLC	15.15 GEL UTILITY-SPV (GTD) 28-AUG-2034	28-Aug-19	28-Aug-34	15.15	18.29	0.00	18.29
DANGOTE CEMENT PLC	23.50 DANGCEM I 30-DEC-2034	30-Dec-24	30-Dec-34	23.50	21.41	0.00	21.41
*APL FUNDING SPV PLC	23.00 APL SPV PLC I 30-DEC-2034	30-Dec-24	30-Dec-34	23.00	21.50	0.00	21.50
*DLM FUNDING SPV	DLM FUNDING SPV IA 12-SEP-2035	12-Sep-25	12-Sep-35	16.83	17.68	0.00	17.68
*DLM FUNDING SPV	19.07 DLM FUNDING SPV IB 12-SEP-2035	12-Sep-25	12-Sep-35	19.07	19.19	0.00	19.19
*NMRC PLC	17.25 NMRC I 15-MAR-2036	2-Mar-26	15-Mar-36	17.25	18.64	0.00	18.64
*LFZC FUNDING SPV PLC	13.25 LFZC II (GTD) 16-MAR-2042	10-May-22	16-Mar-42	13.25	16.26	0.00	16.26
*LFZC FUNDING SPV PLC	15.25 LFZC III (GTD) 29-MAR-2043	29-Mar-23	29-Mar-43	15.25	16.11	0.00	16.11
FCMB GROUP PLC	16.00 FCMB I (PERP)	16-Feb-23	—	16.00	18.23	0.00	18.23
FCMB GROUP PLC	16.00 FCMB II (PERP)	24-Oct-23	—	16.00	17.57	0.02	17.55

[www.cowryasset.com](http://www.cowryasset.com)

This report is produced by the Research Desk, Cowry Asset Management Limited (COWRY) as a guideline for Clients that intend to invest in securities on the basis of their own investment decision without relying completely on the information contained herein. The opinion contained herein is for information purposes only and does not constitute any offer or solicitation to enter into any trading transaction. While care has been taken in preparing this document, no responsibility or liability whatsoever is accepted by any member of COWRY for errors, omission of facts, and any direct or consequential loss arising from the use of this report or its contents.

